

# EVACUATION SIGN & DIAGRAM

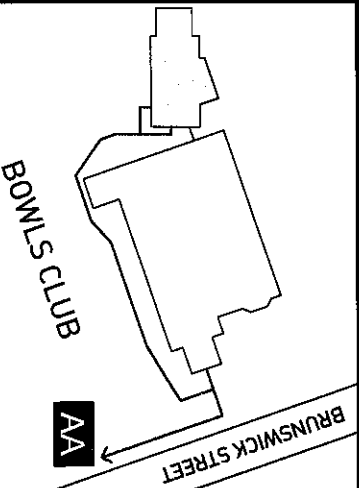


## EVACUATION PROCEDURES

UPON DISCOVERY OF SMOKE/FIRE OR ON HEARING THE ALARM BELL ANY PERSON MAY:

- R** REMOVE PEOPLE FROM IMMEDIATE DANGER  
(Do not obstruct Exits & Exit Routes)
- A** ALERT PEOPLE NEARBY AND RAISE AN ALARM  
(DIAL 000 and ask for the Fire Brigade)
- C** CONFINE FIRE & SMOKE  
Close doors behind you and where possible windows (if safe to do so)
- E** EVACUATE  
To the ASSEMBLY AREA

## SITE PLAN



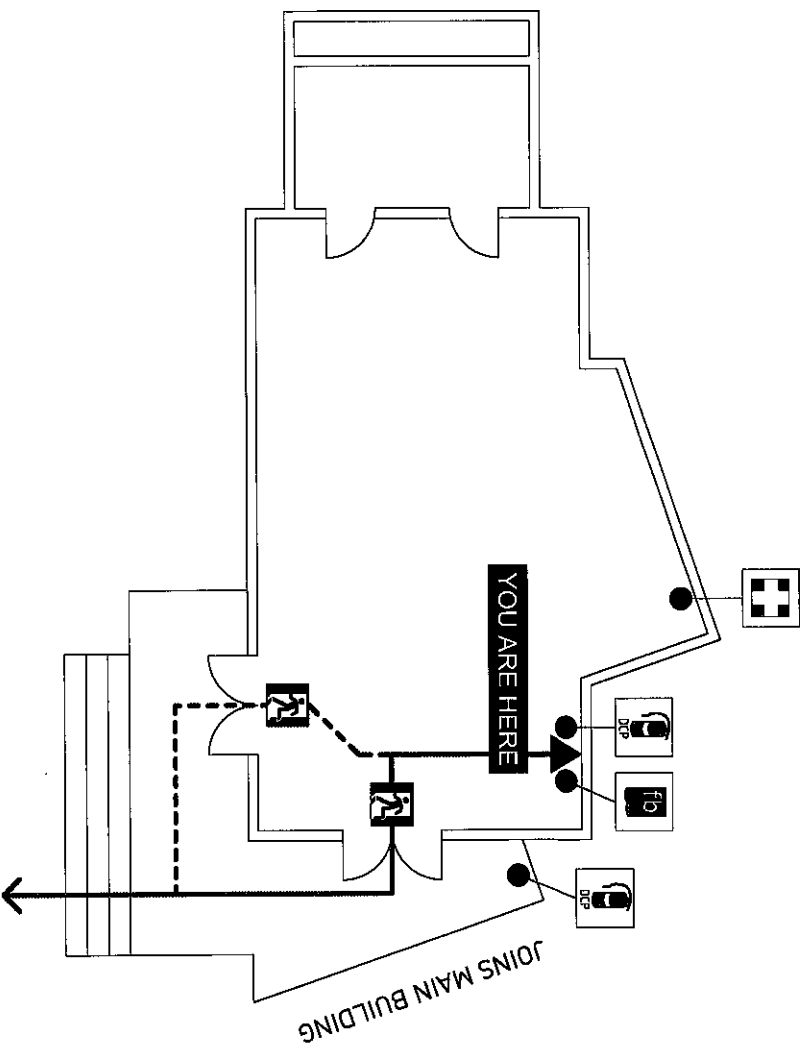
Site Address: 967 BRUNSWICK ST,  
NEW FARM, 4005, QLD



Drawn Date: 08/07/20  
Valid on Date: 07/07/20  
Drawn By: Daniel Gernalek  
File: DRU10NEWARM.dwg  
NOT TO SCALE

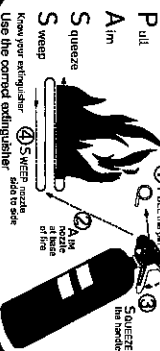
Address: 967 BRUNSWICK STREET  
Location: NEW FARM, 4005, QLD

## EVACUATION DIAGRAM



Mobility impaired persons should evacuate immediately on hearing the fire alarm assisted by a nominated person.

## To operate an extinguisher



- EXIT
- PATH OF EXIT
- ALTERNATE EXIT

- ASSEMBLY AREA
- FIRST AID
- FIRE HOSE REEL
- FIRE EXTINGUISHER
- FIRE BLANKET

## LEGEND